

# THE DAY OF SACRIFICE

A Guide for Pilgrims



Strategic partner



وزارة الحج والعمرة  
MINISTRY OF HAJJ AND UMRAH



This guide is available in the following languages. Click on your preferred language to download it:

English

ENG

عربي

AR

বাংলা

BEN

Bahasa Indonesia

IND

Français

FRA

Hausa

HAU

Türkçe

TUR

اُردُو

URD

Español

SPN

Русский язык

RUS

Bahasa Malaysia

MAY

සිංහල භාෂාව

SIN

አማርኛ

AMH

فارسی


PER

o'zbek

UZB

हिंदी

HIN






# Contents


Click on a title to get to the desired page



► The Day of Sacrifice



► The Deeds Performed  
on the Day of  
Sacrifice




► Is it Necessary to  
Perform the Deeds of  
the Day of Sacrifice in  
This Order?



► Pelting Jamarat  
Al-Aqaba





▶ Performing Takbeer



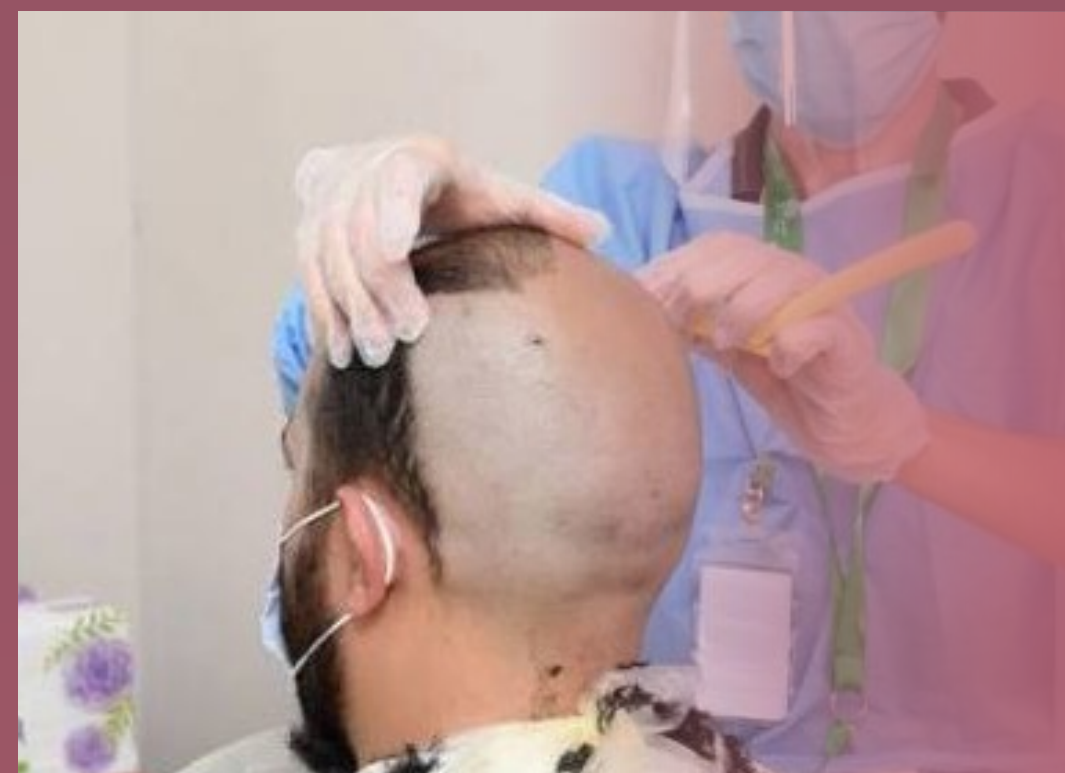
▶ Slaughtering the Sacrificial Animal



▶ Who Is Obligated to Sacrifice?



▶ Appointing Someone Else to Slaughter in Your Place



▶ Shaving and Trimming



▶ Designated Shaving and Trimming Area







## ▶ Health Advice Specific to Shaving



## ▶ Leaving the State of Ihram



## ▶ Important Warnings Before Arriving at the Grand Mosque



## ▶ Escalators



## ▶ Tawaf-ul-Ifaadah



## ▶ The Sa'i of Hajj







Who Is Require to  
▶ Perform Sa'i After  
Tawaf-ul-Ifaadah?



Warnings to Those  
▶ Coming to the Grand  
Mosque



▶ Inaya Care Centers



▶ Advice and Warnings



▶ Maintaining  
Cleanliness

Important Contact  
Numbers







# The Day of Sacrifice

The day of Eid al-Adha (**the Day of Sacrifice**) is the tenth day of the month of Dhul-Hijjah. On this day, pilgrims perform most of their Hajj rituals.





Many scholars consider this day to be “**the greatest day of Hajj**”, since standing in Arafah and the translocation from Arafah to Muzdalifah takes place the night before. On this day, the rest of the great pillars of Hajj will be completed.

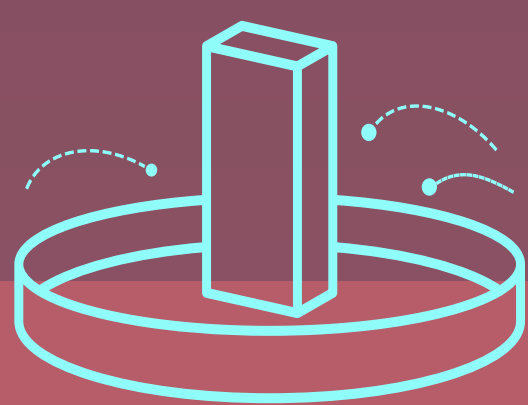
**In this guide,** you will find the most important information, instructions, and advice you need to know for your Hajj trip, all related to the Day of Sacrifice.






# The Deeds Performed During the Day of Sacrifice

Every moment of the Day of Sacrifice is filled with great deeds:



**Pelting** Jamarat  
Al-Aqaba



**Shaving** or trimming  
your hair



**Slaughtering your sacrificial animal** for those who are obliged to do so



Tawaf-ul-Ifaadah.



The Sa'i of Hajj



# Is it Necessary

## To Perform the Deeds of the Day of Sacrifice in This Order?



**Performing the deeds of the Day of Sacrifice in advance or delaying them:**

The Messenger of Allah (ﷺ) permitted pilgrims to perform the deeds of the Day of Sacrifice in advance or to delay them, and to choose whatever is easiest for them.







**The Prophet (ﷺ) granted permission to whoever came to ask him** about performing one deed before the other. In the Hadith: When the Prophet (ﷺ) was asked about anything as regards the ceremonies of Hajj performed before or after its due time his reply was, “Do it and there is no harm.”

**The pilgrim has to follow the programme of his group** in arranging these actions and their times, because that makes it easier for him and other pilgrims and we should accept the permission and facilitation which Allah grants us.







# Pelting Jamarat Al-Aqaba

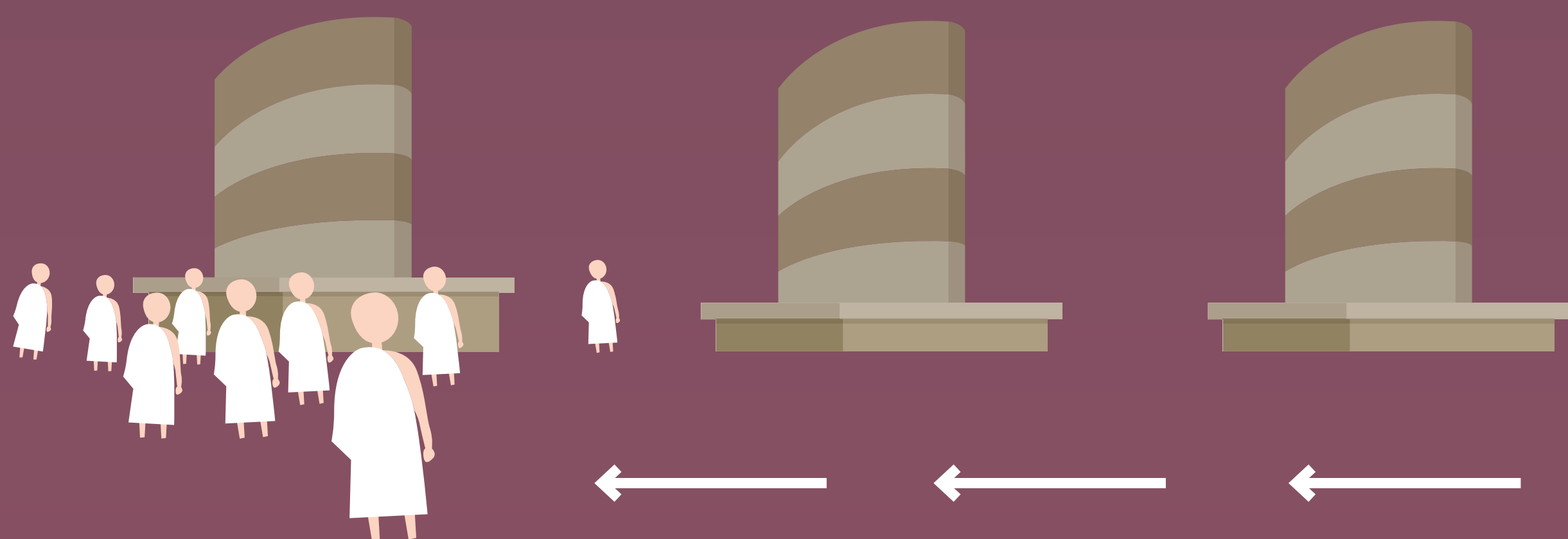
*Jamarat Al-Aqaba is the third Jamrah for those coming from Mina and Muzdalifah, and it is the closest to Makkah.*

*It is called Jamarat Al-Aqaba and Al-Jamrah al-Kubra (the big Jamrah).*






*Jamarat Al-Aqaba*



The pilgrim pelts it with seven pebbles which he picks up from Muzdalifah or on his way, performing Takbeer with every pebble thrown.



For more information on pelting the Jamarat

[Click here](#)





### **When to pelt the Jamrah:**

The pilgrim pelts it after coming from Muzdalifah.

### **At what time does pelting begin:**

The time for pelting the Jamarat begins at midnight for those who hurry and leave Muzdalifah at night.

### **At what time does pelting end:**


The time for pelting continues throughout the day and evening of Eid. The pilgrim, who is able to do so, should not postpone stoning until the sun rises on the eleventh day.





The pilgrim must abide by the time specified for pelting by his group, so as not to harm himself and other pilgrims by crowding them at their allotted time.

You may encounter crowds or pushing while on the move, so remain calm and courteous with the other guests of Allah.







# Performing Takbeer

When the pilgrim pelts Jamarat Al-Aqaba, the time for Talbiyah ends, and so he should start performing Takbeer all day and after the obligatory prayers, in glorification of Allah, in remembrance of Him, and in praise of Him for facilitating Hajj for him. He should say:

*Allaahu akbar, Allaahu akbar, laa ilaaha il-Allaah, wallaahu akbar, Allaahu akbar, wa lillaahil hamd.*

*(Allah is the greatest, Allah is the greatest. There is no deity besides Allah and Allah is the greatest. Allah is the greatest and all praises are for Allah only).*

*Or he can say:*

*Allaahu akbar kabeeran, wal-hamdu lillaahi katheeran, wa subhaan Allaahi bukratan wa aseelan*

*(Allah is the Greatest, Most Great. Praise is to Allah, abundantly. Glory is to Allah, at the break of day and at its end).*





# Slaughtering

## The Sacrificial Animal



It is prescribed for the pilgrim on this great day to sacrifice his sacrificial animal if he is obliged to do so.

The sacrifice is the animal which the pilgrim sacrifices in order to draw closer to Allah during his pilgrimage in Mina or Makkah (within the boundaries of the Haram), after which he eats from it or donates to charity.











# Who Is Obligated to Sacrifice?

- **The sacrifice is obligatory for two types of pilgrims:**



- ... | **1. *The pilgrim performing Tamattu'*:** He is the one who performs Umrah on his journey, then leaves the state of Ihram, and then enters into the state of Ihram again for Hajj.
- ... | **2. *The pilgrim performing Qiraan*:** He is the one who combines Umrah and Hajj in his rituals.

**It is not obligatory for a pilgrim performing Ifraad**, who has taken on the state of Ihram for Hajj only.



The sacrifice should be from the cattle  
of livestock:

Camels, cows, sheep, or goats.







# Appointing Someone



## Else to Slaughter in Your Place

**With the large number of pilgrims today** from all over the world, pilgrims usually delegate and appoint the competent authorities to slaughter on their behalf.


**If the pilgrim had previously assigned someone to sacrifice on his behalf** through one of the available methods, then he has performed the sacrifice on the Day of Sacrifice.







This can be done by purchasing physical or **electronic** vouchers from pilgrim stations, through electronic services, or through your own Hajj group.



This is easier for the pilgrim and makes sure **the meat is delivered** to those who need it.

Beware of dealing with unlicensed individuals or entities when appointing someone else to sacrifice on your behalf, so that you do not become a victim of fraud.

You can appoint someone or buy a voucher for a sacrifice online



By clicking here








# Shaving and Trimming

After pelting Jamarat Al-Aqaba, **it is prescribed for the pilgrim** to shave or trim his hair

**Women should** bundle their hair and cut about 2 cm / 0.8 inch from it.

**All of this is done in an attempt to draw nearer to Allah and glorify Him.**





The pilgrim worships Allah, and submits to His command. It is forbidden in Ihram to cut his hair and he complies, then he is ordered to shave or trim it and he obeys.







# Designated Shaving and Trimming Areas

There are places equipped for haircuts with a large number of approved barber stalls. The pilgrim finds these after pelting Jamarat Al-Aqaba.



# Health Advice



**Choose a licensed barber** in a designated place. Stay away from road and sidewalk barbers, and do not expose yourself to infectious diseases.











# *Leaving the State of Ihram*


After shaving or trimming, the pilgrim will have completed the first dissolution (**partial dissolution**) of his Ihram. By doing this, it becomes permissible for him to do everything which was forbidden to him because of Ihram, except for intercourse.





After pelting and shaving, it is **prescribed for him** to take a bath, apply perfume, and put on his clothes for the day of Eid.





If after that he performs Tawaf al-ifaadah, he has completely dissolved his Ihram, and he is permitted to do what remained of the prohibitions of Ihram.







**Beware** of forgetting and losing your personal belongings when showering and using toilets on the day of Eid, and be sure to take your belongings or store them in a safe place.





# Important Warnings

## Before Arriving at the Grand Mosque



The pilgrim should not perform Tawaf unless he has fully coordinated with his own group about the specified time assigned to the group, and with clear knowledge of the location of his camp in Mina.







**Attention:** Almashaer Metro Line does not go to the Grand Mosque, but there are buses provided by some groups to travel to the Grand Mosque.



Memorize the bus stops and assembly points after completing your Umrah.



When you arrive at the squares around the Grand Mosque, you will find panels in front of the gates, that show those coming from afar whether the gate is suitable for entry or exit.







Not only the ground floor but all floors of the Grand Mosque are prepared for Tawaf during this day, and the following days.





# Escalators



You will usually need to use the **escalators to go up or down** in the Grand Mosque and reach its squares and services, so here are the most important warnings when using them:



# 1



Do not sit on the escalator, even if you are tired.

# 2



Stand firmly on the escalator and hold on to the moving belt.

# 3



Women should be careful that their hijabs and jilbabs do not get stuck at the end of the escalator.

# 4



Walk immediately after the escalator reaches the end so that people do not collide into you from behind.



# 5



Do not take wheelchairs onto the escalator, unless you do so with the help of a competent person.

# 6



If you have an elderly person or a person who is not accustomed to taking the escalator, be by his side and hold him to protect him from falling.

# 7



Do not push people or harm pilgrims if there is crowding while going up or down, and give your brothers an opportunity to get on.


# 8



Do not place your foot on the side brush at the bottom of the escalator, as this may injure you and disrupt the cleaning system of the escalator.



# *Tawaf-ul-ifaadah*




**This is one of the most important pillars of Hajj and is also called Tawaf Az-Ziyaarah or Tawaf Al-Hajj.**

One should circumambulate the Ka'ba seven times. Allah almighty said: "Then let them complete The rites prescribed For them, perform their vows, And (again) circumambulate The Ancient House."








### **The time for Tawaf-ul-Ifaadah:**

The time for Tawaf-ul-Ifaadah begins at midnight on the day of Eid on the tenth of Dhul-Hijjah, for those who did not remain in Muzdalifah.

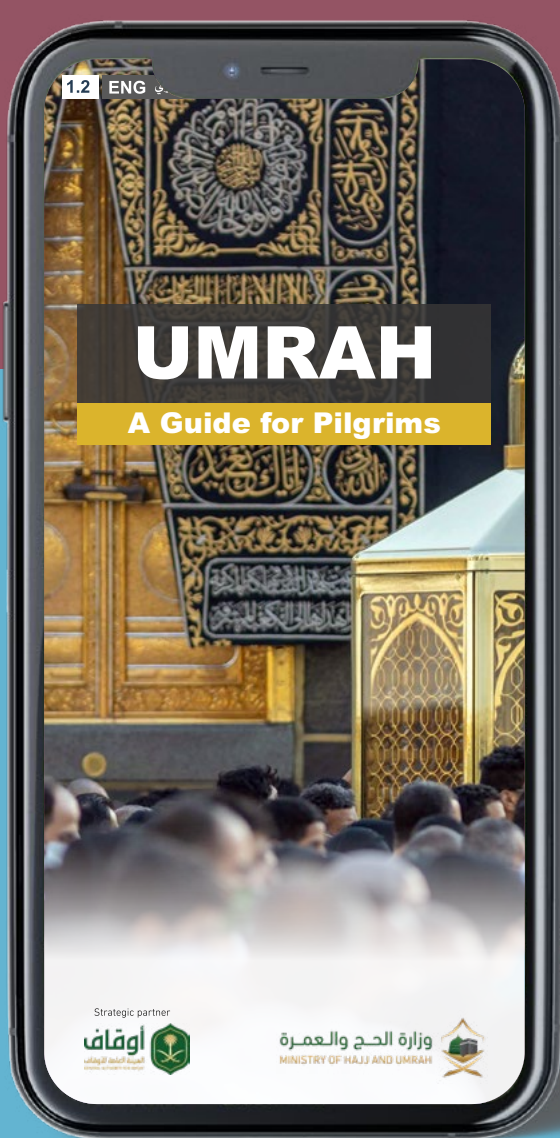
The time for Tawaf-ul-Ifaadah ends with the end of the month of Dhul-Hijjah, but the pilgrim should initiate Tawaf-ul-Ifaadah at the time set for his group on the day of Eid or the days following it.





## Performing Tawaf in a wheelchair:

Electric and manual wheelchairs are available in the Grand Mosque and they can be obtained from a number of locations inside the Grand Mosque.



To learn more about using wheelchairs and where to obtain them, download the Umrah Guide.

[Click here](#)







# The Sa'i of Hajj



The Sa'i of Hajj consists of seven circuits between Safa and Marwa.

Starting from Safa and going to Marwa. If he reaches Marwa, he has completed one circuit, and if he returns to Safa, he has completed the second circuit, and so on, until the seventh circuit ends at Marwa.






It is prescribed for the pilgrim to supplicate at the beginning of each circuit, facing the Qiblah in a place that does not obstruct the passage of others.





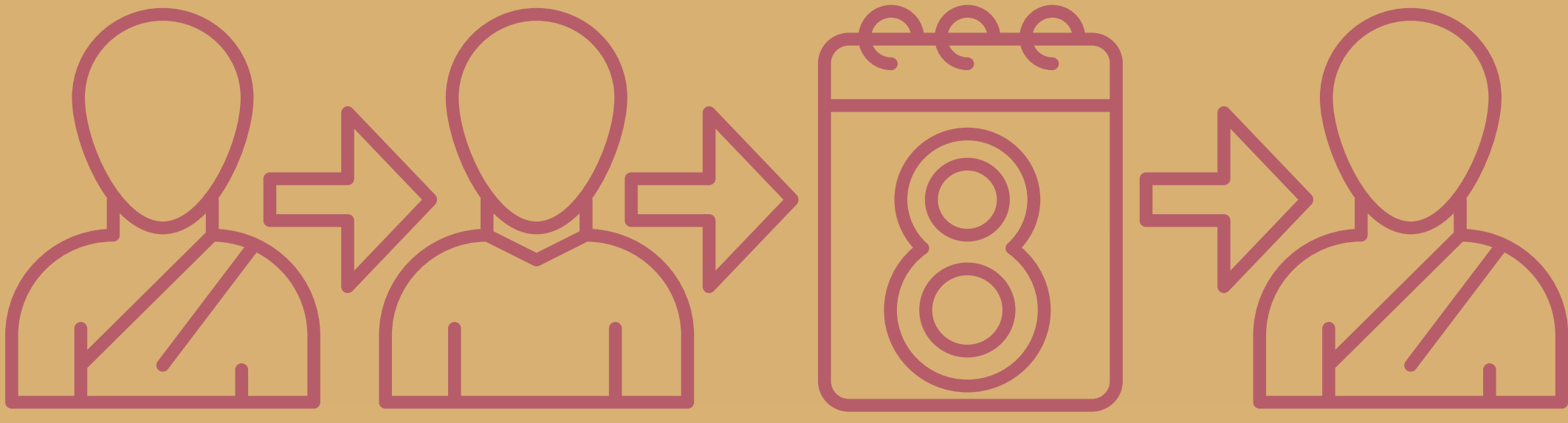
# Who Is Required to Perform Sa'i After Tawaf-ul-Ifaadah?



The pilgrim must perform one Sa'i during his Hajj, but there are several different situations for pilgrims when it comes to the Sa'i of Hajj:







1

**The one performing Tamattu', who performed 'Umrah at his arrival, then left the state of Ihram and then re-entered Ihram for Hajj. He is obliged to perform Sa'i after performing Tawaf-ul-Ifaadah, because his first Sa'i was for Umrah.**




2

**The person performing Qiraan *who combines Hajj and Umrah*, and the person performing Ifraad who entered the state of Ihram for Hajj only. For these two, there are two possible situations:**

- **If they made Tawaf when they first came to Makkah and then made Sa'i, then that is the Sa'i of Hajj, and they do not have to perform another Sa'i.**
- **If they did not perform Sa'i before, then they must perform Sa'i after Tawaf-ul-Ifaadah.**



# Warnings to those Coming to the Grand Mosque




The Grand Mosque is one of the greatest places which you will visit in your life, but its gates and minarets are numerous and all look similar to those who do not know them. **So as to not get lost, here are some important tips:**





# 1

---



**Clearly know the outside assembly point** and write its name down for yourself (to ask about it if needed).

# 2


---



**Save the assembly point on your mobile phone** via a GPS service such as Google Maps.

# 3

---



**Find out the gate number** from which you entered the Grand Mosque.





# 4

---



**Stay with the group** that you came to perform Tawaf with, or at least some of them.

# 5


---



**Store the number of the group supervisor** and some of your companions to call them when needed or if you are lost, God forbid.

# 6

---



**If you encounter a big crowd or a stampede, keep calm** and earn more rewards with patience, a smile, and kindness to other pilgrims.



# 7



Do not hesitate to ask security guards for help if needed.







# Inaya Care Centers

These are centers which provide comprehensive services and the detailed guidance needed by pilgrims performing Hajj and Umrah, in multiple languages.

## The most important services provided:

- General Hajj and Umrah services
- Complaints and Reports Service
- Guidance service
- Inquiry service
- Pilgrim Card Service







Languages spoken by the staff at Inaya (care) centers:

**10** Languages

Arabic - Chinese - English - Hausa - Indonesian  
Malay - Persian - Turkish - Urdu - Uzbek

**Phone number:**

**9 2 0 0 0 2 8 1 4**

Inaya care center locations  
and how to reach them



[Click here](#)






# Advice and Warnings

On the day of Eid, pilgrims exert great **physical effort** during pelting the jamarat, Tawaf, and Sa'i. To be prepared for that, you should:




**Drink fluids.**






**Do not expose yourself** to direct sunlight.



**Rest** whenever you feel tired.



Rest assured, there are **a large number of health centres** in Mina and Makkah that work around the clock to serve pilgrims and provide them with proper care.



To know the locations of the health centers

[Click here](#)







# Maintaining Cleanliness

**Cleaning, purifying, and caring for the Sacred House of Allah** is a divine command of Allah's Prophet Ibraahim, and then our Messenger Muhammad, may blessings and peace be upon them. On top of that, it is an honour for every Muslim.

**So be careful not to defile the purity and cleanliness of this place by:**

- Throwing leftovers
- Throwing your Ihraam
- Performing haircuts on the street






**Always make sure,** especially on the day of Eid, not to leave camp without permission and coordinate in advance with the Mutawwif or the supervisor.





**Remember to carry the following with you** when you are going to Makkah:

- **A mobile charger** or portable charger
- Your **medications**
- **An asthma inhaler** if required
- **A small amount of cash** in Saudi riyals
- Skin rash **relief creams**
- **Comfortable walking shoes** for long distances
- **A parasol**
- **A purse**
- A train ride **bracelet**
- **An ID card**
- **Drinking water**





# Important Contact Numbers

## 911

For emergency and security services

---

## 937

Medical consultations and inquiries

---

## 920002814

Ministry of Hajj and Umrah call center to answer inquiries from pilgrims

---

## 1966

For inquiries about the Grand Mosque and the Prophet's Mosque





You can obtain the rest of the guides by visiting the website of the Ministry of Hajj and Umrah (by clicking here).


In these guides, you will find all the instructions and directions which will help you perform the Hajj rituals with ease and confidence.



Strategic partner



Partners in success





# May Allah Accept Your Good Deeds

For more information,  
follow us on twitter



[Haj.gov.sa](http://Haj.gov.sa) | [@HajMinistry](https://twitter.com/HajMinistry)

وزارة الحج والعمرة  
MINISTRY OF HAJJ AND UMRAH

